

**KHSAA TITLE IX  
ANNUAL REPORT SUBMISSION  
STATUS REPORT  
2009-2010**

KHSAA  
Form T65  
Revised 4/09

TO: KHSAA Member School Superintendents, Principals, and Athletic Directors

FROM: Brigid L. DeVries, Commissioner  
Darren Bilberry, Assistant Commissioner

DATE: May 20, 2010

School	Paris High School	Reviewed by	Kathy Johnston
--------	-------------------	-------------	----------------

The following is a status report regarding the required 2009-2010 Title IX Annual Report submission of forms due into the KHSAA office by April 15, 2010. Appropriate KHSAA Audit Team personnel have reviewed these forms and the following is a summary of this review.

I. Checklist of Forms properly submitted in a satisfactory manner:

<input checked="" type="checkbox"/>	GE 19 (Annual Verification)	<input checked="" type="checkbox"/>	T-35 (Budget Expenses)
<input checked="" type="checkbox"/>	T-1 (Summary Program Chart 1)	<input checked="" type="checkbox"/>	T-36 (Budget Expenses)
<input checked="" type="checkbox"/>	T-2 (Summary Program Chart 2)	<input checked="" type="checkbox"/>	T-41 (Checklist – Overall Interscholastic Program)
<input checked="" type="checkbox"/>	T-3 (Summary Program Chart 3)	<input checked="" type="checkbox"/>	T-60 (Corrective Action Plan)
<input checked="" type="checkbox"/>	T-4 (Summary Program Chart 4)	<input checked="" type="checkbox"/>	T-63 (Interscholastic Survey Results)

II. Status

A.	<input checked="" type="checkbox"/>	2009-2010 Forms are satisfactory and no further information or action is necessary at this time.
B.		Errors have been noted with respect to the following forms:
C.		The following forms were omitted and must be submitted by school representatives:
D.	<input checked="" type="checkbox"/>	<p>According to the 2009-2010 data, the school appears to be meeting the standards established in:</p> <p><input type="checkbox"/> Test 1 (Athletic participation is proportionate to enrollment)</p> <p><input type="checkbox"/> Test 2 (History and continuing practice of program expansion)</p> <p><input checked="" type="checkbox"/> Test 3 (Full and effective accommodation of interests and abilities)</p>
E.	<input checked="" type="checkbox"/>	Other Recommendation and Comments: According to data and responses submitted, the school is currently meeting the standard established in Test 3 for the provision of athletic opportunities. In the area of benefits, total athletic spending is slightly outside the acceptable parameters on both a percentage and per athlete basis. This should be monitored by administrators and be made part of the Corrective Action Plan. Thank you.



**KENTUCKY HIGH SCHOOL ATHLETIC ASSOCIATION  
2009-2010 ANNUAL VERIFICATION OF TITLE IX PROCEDURES**

KHSAA Form GE19  
Rev.04/09

(To be submitted by April 15, 2010 along with other required forms)

APR - 8 2010

The Paris High School, Paris, Kentucky  
(Name of High School) (City)

certifies to the Kentucky High School Athletic Association that the following is an accurate and true representation of the facts surrounding compliance with 20 U.S.C. Sections 1681-1688, et. Seq. (also known as Title IX). **I certify the following provisions in accordance with records at the school contained in the permanent Title IX file, at least one copy of which must be maintained in the Principal's office, and to the best of my knowledge have completed the following tasks:**

I. Established a gender equity committee at the high school. (List committee personnel and provide attachment if necessary)

Name	Address	Phone	Title (Supt., Principal, Student, Parent, Coach, Etc.)
Vickie Grigson	462 Bourbon Acres Paris, Ky. 40361	859/ 987-0723	Principal
Cary Barr	Box 25 Paris, Ky. 40361	859/ 537-1990	Athletic Director
Brian Washington	445 Hanson St. Paris, Ky. 40361	859/ 987-6265	Boys/Girls Track Coach
Brandi Compton	108 Old Post Rd. Paris, Ky. 40361	859/ 435-0669	Guidance Counselor
Jennifer Allen	2060 Peacock Rd. Paris, Ky. 40361	859/ 229-6952	Parent/Teacher
Kendall Cassity	133 Woodmont Dr. Paris, Ky. 40361	859/ 987-2168	Female student - Senior
Bentley Enlow	139 Cross Creek Rd. Paris, Ky. 40361	859/ 987-2168	Male student - Junior

II. Scheduled a minimum of three meetings during the 2009-2010 school year on the following dates:

December 17, 2009
February 22, 2010
April 6, 2010

III. Designated the following person(s) as the Title IX coordinator for the school:

Name	Title	Address	Phone
Cary Barr	Athletic Director	Box 25 Paris, Ky. 40361	859/ 537-1990

IV. Designated the following person(s) as the Title IX coordinator for the district:

Name	Title	Address	Phone
Cary Barr	Athletic Director	Box 25 Paris, Ky. 40361	859/ 537-1990

School personnel are continuing to make periodic reviews of the boys' and girls' athletics program reflected in the Corrective Action Plan.

In addition to the above information, the above referenced school maintains a complete permanent file relative to Title IX records including copies of the self-assessment audit, all corrective action plans, and other related materials.

Vickie Grigson April 6, 2010  
Principal's Signature Date

Jamie Col Blackburn Michael Tucker  
Superintendent Signature School Board Chairpersons' Signature

(Send original copy to KHSAA - Maintain duplicate in Title IX school folder)

Title IX Committee con't

JJ Everage 180 Old post Rd. Paris, Ky. 40361 859/872-0970 Football

Geoff Cody 405 Lakebow Ct. Lex. Ky. 40515 859/338-9835 Boys  
Basketball/Softball

Andwele French 2980 Tusculoosa Lane lex. Ky. 40515 859/263-3342 Girls  
Basketball



2009-2010  
ACCOMMODATION OF INTERESTS AND ABILITIES  
SUMMARY PROGRAM CHART (Form T-1)

KHSAA Form T1  
Rev. 11/09

Participation Opportunities: Test One - Proportionality

		(Column 1)	(Column 2)	(Column 3)	(Column 4)
	Program	Enrollment	Percentage of Total Enrollment	Number of Interscholastic Participants (double and triple count)	Percentage of Total Participation
Row 1	GIRLS	112	53%	121	49%
Row 2	BOYS	98	47%	126	51%
Row 3	Totals	210	100%	247	100%

Instructions:

\*Number of 8<sup>th</sup> grade students & below used in Column 3 and Column 4 calculations 21

- 1) Determine the total number of girls enrolled, (place in Row 1, Column 1). Determine the total number of boys enrolled, (place in Row 2, Column 1).
- 2) Add the total number of girls and boys enrolled to determine total enrollment, (place in Row 3, Column 1).
- 3) Calculate the percentage of total enrollment that is female. (Divide Row 1, Column 1 by Row 3, Column 1 and place in Row 1, Column 2.) Calculate the percentage of total enrollment that is male. (Divide Row 2, Column 1 by Row 3, Column 1 and place in Row 2, Column 2.) Note: Row 1, Column 2 plus Row 2, Column 2 should total 100%.
- 4) Ask coaches to confirm the names of those individuals who are on the team as of the first **date of regular season competition**, and cross out the names of those who were cut from the team or quit the team prior to the first regular season competitive event. Determine the total number of interscholastic athletics participants that are girls, (and place in Row 1, Column 3). In order to determine the total number of athletics participants, an individual should be counted each time he or she participates on a team. For example, if Jane Doe competes on the varsity volleyball team, the junior varsity volleyball team, the junior varsity basketball team, and the varsity softball team, she should be counted as four participants (**do not include club or intramural sports participants, cheerleaders, dance teams, or pom squads**). Calculate the same way for boys and girls. \* In addition, should 8<sup>th</sup> grade students and below play on a Freshman, Junior Varsity, or Varsity team, they should also be counted for each team and sport on which they participate. If applicable, please asterisk in the above notation as to how many 8<sup>th</sup> grade students & below are included in the totals.  
Using the same procedure, determine the total number of interscholastic athletic participants that are boys, (and place in Row 2, Column 3). Add Row 1, Column 3 plus Row 2, Column 3 to get total participants and place in Row 3, Column 3.
- 5) Calculate the percentage of female participation. (Row 1, Column 3 divided by Row 3, Column 3 and place in Row 1, Column 4.) Calculate the percentage of male participation. (Row 2, Column 3 divided by Row 3, Column 3 and place in Row 2, Column 4.) Note: Row 1, Column 4 plus Row 2, Column 4 should total 100%.

Note: While being within three percent is ~~not~~ a formal compliance standard, if the percent listed in Row 1, Column 4 is within 3% of Row 1, Column 2, then it provides a good target within which compliance is likely.

Principal's Signature: Valerie Ferguson Date: 4-10-10



**2009-2010  
ACCOMMODATION OF INTERESTS AND ABILITIES  
SUMMARY PROGRAM CHART (FORM T-2)  
PARTICIPATION OPPORTUNITIES: TEST TWO - PROGRAM EXPANSION**

		Column 1	Column 2	Column 3	Column 4	Column 5
Program		Number of Teams Currently Offered	Number of Participants	Number of Teams Added Since the beginning of the 2005-2006 School Year	Current Number of Participants for the 2009-2010 school year who are playing on teams added since the 2005-2006 School Year	Percent of Total Participation By Sex Added Since the beginning of the 2005-2006 School Year
<b>GIRLS</b> Row 1	varsity:	7	77	0	0	
Row 2	j.v.:	3	34	0	0	
Row 3	frosh:	1	10	0	0	
Row 4	total:	11	121	0	0	0%
<b>BOYS</b> Row 5	varsity:	7	81	0	0	
Row 6	j.v.:	4	39	1	12	
Row 7	frosh:	1	6	0	0	
Row 8	total:	12	126	1	12	10%

- 1) For Column 1, list the number of interscholastic teams offered for girls and boys at each competitive level (varsity, junior varsity, and freshman). For girls, total each of the entries in Rows 1, 2, and 3 into Row 4. For boys, total Rows 5, 6, and 7 into Row 8.
- 2) For Column 2, list the number of participants at each level. For girls, total each of the entries in Rows 1, 2, and 3 into Row 4. For boys, total Rows 5, 6, and 7 into Row 8. Note: The totals in Row 4 for girls and in Row 8 for boys must be the same as the totals in Form T-1, Column 3, Rows 1 and 2 respectively.
- 3) For Column 3, list the number of interscholastic teams that have been added in the last five years at each competitive level. Count each team added during the 5 year period only one time. e.g. Girl's junior varsity soccer was added 3 years ago, count the team only once, not 3 times. For girls, total the entries in Rows 1, 2, and 3 into Row 4. For boys, total Rows 5, 6, and 7 into Row 8.
- 4) For Column 4, list the number of participants that are currently on each level of the teams that were added in the last five years. If a team was added previously but no longer exists, there are no current participants to be added for that team. For girls, total the entries in Rows 1, 2, and 3 into Row 4. For boys, total Rows 5, 6, and 7 into Row 8.
- 5) For Column 5, calculate the percentage of participants that have been added in the last five years. For girls, take the number in Column 4, Row 4 and divide by the number in Column 2, Row 4. For boys, take the number in Column 4, Row 8 and divide it by the number in Column 2, Row 8.
- 6) **Note: If the percentage of current participants added in the last five years is 25% or greater for the underrepresented sex (most likely girls), compliance with Test Two may be possible. If less than 25%, then compliance with Test Three should be analyzed. CAUTION: 25% is not a formal compliance standard.**

Principal's Signature: *William Ferguson* Date: 4-6-10



**2009-2010  
ACCOMMODATION OF INTERESTS AND ABILITIES  
SUMMARY PROGRAM CHART (FORM T-3)**

KHSAA Form T3  
Rev. 11/09

**Participation Opportunities Test Three Full Accommodation**

**FOR ANY QUESTION ANSWERED "YES" IDENTIFY THE RESPECTIVE SPORT(S).**

	<b>GIRLS (Yes / No)</b>		<b>BOYS (Yes / No)</b>
1. Based on the responses from your most recent student survey, is there sufficient interest to form a viable interscholastic team for a sport not currently offered? If yes, what sport?	No		No
2. For a sport not currently offered at the varsity level, is there sufficient interest based on your most recent Student Interest Survey to form a viable team for an interscholastic freshman team or junior varsity team?	Yes Frosh. Team - Softball		No
3. For a sport currently offered at the interscholastic Junior Varsity or freshmen level, is there sufficient interest, based on your most recent Student Interest Survey, to form a varsity team?	No		Yes – Boys Varsity Soccer
4. If you answered YES to question (1), (2), or (3), are there enough high schools in the geographic area offering the sport (at the appropriate level) to allow for the development of a reasonable schedule of competition?	Yes		Yes
5. If you answered YES to question (1), (2), (3), or (4), are there enough high schools in the geographic area offering the sport (at the appropriate level) to allow for the development of a reasonable schedule of competition?	Yes		Yes

Remember, test three – full accommodation means addressing the unmet interest of the underrepresented sex (most likely girls), not the overrepresented sex (most likely boys).

Plans to Address Interest:

- 1. Due to the large numbers of girls playing softball for the 2010 season, we plan to field a girls freshman softball team for the 2011 season if needed.**
- 2. For the boys, we played a Junior Varsity boys soccer schedule of 8 games this season, 2009. If we have enough boys soccer players to participate on the Varsity level for 2010, we will play a Varsity schedule for the 2010 season.**

Principal's Signature: *Vickie Gustin* Date: *4/10/10*



**2009-2010  
ACCOMMODATION OF INTERESTS AND ABILITIES  
SUMMARY PROGRAM CHART (FORM T-4)**

KHSAA :Form T4  
Rev. 11/09

**Levels of Competition Test One**

		Column 1	Column 2	Column 3
Girls	Team Levels	Number of Teams Currently Offered	Number of Participants	Percentage of Participants at Each Level
Row 1	varsity:	7	77	64%
Row 2	j.v.:	3	34	28%
Row 3	frosh:	1	10	8%
Row 4	total:	11	121	100%
Boys				
Row 5	varsity:	7	81	64%
Row 6	j.v.:	4	39	31%
Row 7	frosh:	1	6	5%
Row 8	total:	12	126	100%

- 1) Column 1, list the number of interscholastic teams offered for girls and boys at each competitive level; varsity, junior varsity, and freshman. (Refer to Form T-2, Accommodation of Interests and Abilities, Summary Program Chart 2, Column 1.)
- 2) For Column 2, list the number of participants at each level. For girls, total the entries in Rows 1, 2, and 3 into Row 4. For boys, total the entries in Rows 5, 6, and 7 into Row 8. (Refer to Form T-2, Accommodation of Interests and Abilities, Summary Program Chart 2, Column 2.)
- 3) For Column 3, calculate the percentage of female and male participants at each level.  
 For girls' varsity, junior varsity, and frosh, respectively:
  - Divide Column 2, Row 1 by Column 2, Row 4, and place the percentage in Column 3, Row 1
  - Divide Column 2, Row 2 by Column 2, Row 4, and place the percentage in Column 3, Row 2.
  - Divide Column 2, Row 3 by Column 2, Row 4, and place the percentage in Column 3, Row 3.
 For boys' varsity, junior varsity, and frosh, respectively:
  - Divide Column 2, Row 5 by Column 2, Row 8, and place the percentage in Column 3, Row 5.
  - Divide Column 2, Row 6 by Column 2, Row 8, and place the percentage in Column 3, Row 6.
  - Divide Column 2, Row 7 by Column 2, Row 8, and place the percentage in Column 3, Row 7.

Principal's Signature: \_\_\_\_\_

*Valerie Giegson*

Date: \_\_\_\_\_

*4-6-10*



2009-2010  
**ACTUAL EXPENDITURES - PROGRAM COMPARISON CHART 1 -(FORM T-35)  
 TO INCLUDE BOOSTER CLUB FUNDING**

KHSAA Form T-35  
 REV. 11/09

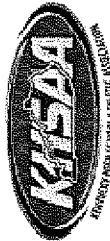
Sports	Awards	Coaches' salaries (to include supplemental and extended employment; dollar amount required)		Facilities improvements		Publications (if sport-specific)		
		Expenditures	# Coaches for all levels / # Teams for all levels	Expenditures	Expenditures	Expenditures	Expenditures	
	School	Booster	School	Booster	School	Booster	School	Booster
	2,755.96		15,634.00	3 / 3				
	527.10		14,422.00	3 / 3				
	637.00		3,607.00	3 / 2				
	0		3,497.00	3 / 2	400.00			
	81.00							
	9.50		592.00	2 / 1				
	9.50		592.00	2 / 1				
	947.70		6,280.00	3 / 2				
	0		6,298.00	3 / 5				
	32.93		677.00	1 / 1				
	32.93		677.00	1 / 1				

*used previous amounts for BS*

- Total expenditures on T-35 and T-36 on the 2009-2010 year report due by April 15, 2010 of each school year, should reflect the total monies spent (rounded off to nearest dollar) for the entire school year of 2008-2009 ending June 30, 2009.
- Booster Club Funding/Contributions must be included in the above expenditures total. (Note: It is illegal for coaches to be paid by Booster Clubs - Reference KHSAA Bylaw 27)

Principal's Signature: *Julie Guegan* Date: 4-6-10





**2009-2010  
ACTUAL EXPENDITURES - PROGRAM COMPARISON CHART 2 - ( Form T36)  
TO INCLUDE BOOSTER CLUB FUNDING**

KHSAA Form T36  
REV. 11/09


Sports	Equipment and supplies		Travel		Awards		Coaches' salaries (to include supplemental and extended employment; dollar amount required)			Facilities improvements			Publications (if sport-specific)		
	School	Booster	School	Booster	School	Booster	School	Booster	# Coaches for all levels / # Teams for all levels	School	Booster	School	Booster	School	Booster
G track	432.76		150.33		48.27		846.00		1 / 1						
B track	432.76		150.33		48.27		846.00		1 / 1						
G tennis	484.16		151.84		44.95		1,190		1 / 1						
B tennis	484.16		151.84		44.95		1,190		1 / 1						
G volleyball															
B wrestling															
G (list sport)															
B football	11,286.7 3		2,943.08		496.81		19,137		4 / 2						
G (list sport)															
B (list sport)															

1. Total expenditures on T-35 and T-36 on the 2009-2010 year report due by April 15, 2010, should reflect the total monies spent (rounded off to nearest dollar) for the entire school year of 2008-2009 ending June 30, 2009.

2. Booster Club Funding/Contributions must be included in the above expenditures totals. Indicate percentage of total expenditures for each gender: (if disparities are obvious, list on your Corrective Action Plan (T-60) what action you will take to correct the problem.)

Gender	Expenditures	Percentage
Boys	\$ 71,007.48	57.16%
Girls	\$ 52,224.83	42.84%
<b>Total:</b>	<b>\$ 124,232.31</b>	<b>100%</b>

Principal's Signature: *Walter Anderson* Date: 4-6-10



**2009-2010 KHSAA TITLE IX ATHLETICS AUDIT (Form T-41)**  
**Checklist - Overall Interscholastic Athletics Program**

KHSAA Form T-41  
Rev. 11/09

**DIRECTIONS:**

For the Areas of Compliance (Opportunities and Benefits) listed on the left hand side of the page, place a checkmark under the appropriate column identifying whether your school provided an advantage to the Girls' Program, or to the Boys' Program or to Neither Program. A review of T-35 and T-36 spending patterns might be helpful in completing this form.

Areas of Compliance:	ADVANTAGE TO:		
	GIRLS' PROGRAM	BOYS' PROGRAM	NEITHER PROGRAM
<b>OPPORTUNITIES</b>			
Accommodation of Interest and Abilities			✓
<b>BENEFITS</b>			
Equipment and Supplies			✓
Scheduling of Games and Practice Time			✓
Travel and Per Diem Allowances			✓
Coaching			✓
Locker Rooms, Practice and Competitive Facilities			✓
Medical and Training Facilities and Services			✓
Publicity			✓
Support Services			✓
Housing and Dining			✓
Tutoring			✓
Athletic Scholarships			✓

**If an advantage/inequity is indicated, corrective action should be shown on the Corrective Action Plan/ Form T-60.**

Principal's Signature: William Ferguson Date: 4-6-10



**2009-2010 TITLE IX  
CORRECTIVE ACTION PLAN  
(FORM T-60)**

SCHOOL NAME PARIS

**DIRECTIONS:**

1. For Column 1, indicate the intended area (Opportunities or Benefits) which needs corrective action in order to achieve gender equity. For Column 2, write the suggested change or activities that will correct the area in need of alteration. For Column 3, include the estimated completion date for the changes or activities.
2. It is possible to attain compliance with Title IX and no longer need "corrective" action. However, the KHSAA strongly encourages compliant schools to identify items for improvement (Column 1), activities to accomplish the improvement (Column 2) and a timetable for completion (Column 3) that will strengthen the athletic program.
3. You may copy this form as needed. Please attach corrective action plans along with audit forms and submit by April 15, 2010.

COLUMN 1 SPECIFIC ITEM FOR CORRECTION/IMPROVEMENT	COLUMN 2 PLAN FOR SUGGESTED CHANGE	COLUMN 3 START DATE AND COMPLETION DATE OF CORRECTIVE ACTION
Girls Softball team	Due to the increase in numbers we will add a freshman girls softball team if necessary.	March 2011
Softball / Baseball	A new batting cage was bought and put up in the gym for baseball and softball to use.	FEBRUARY 2010
Girls Basketball Boys Basketball	A new rebounder and shooting machine was bought to use for both girls and boys basketball teams.	June 2009

Principal's Signature: *Mike Guggan* Date: 4-6-10



**INTERSCHOLASTIC ATHLETICS  
SURVEY (FORM T-63)  
Summary of Student Responses**

KHSAA Form T63  
Rev. 11/09  
Page 1/3

School Year: 2009-2010

School Name: PARIS HIGH SCHOOL

Enrollment  
(9-12 Grade): 210 (SHOULD AGREE WITH FORM T-1, COLUMN 1, ROW 3)

Number of 9-11 Grade Students Surveyed: 132

Number of 8<sup>th</sup> Grade Students Surveyed: 42

Date: APRIL 6, 2010

Completed By: CARY BARR - Athletic Director Cary Barr

**Instructions:**

1. Summarize the Student Athletics Interest Surveys Form T-61 by listing the total number of responses on the line next to each sport.
2. Under the Other Category please provide a listing of the sports as well as the number of students who are interested in participating.
3. Please sign and date this Summary Form (T-63) and mail this Summary Form only to the KHSAA by April 15. Do not mail the student surveys (Form T-61). However, these Forms should be maintained in your files in the event they are requested subsequently.

210 Number of Surveys 43%

174 Total Returned (A minimum of 80% return is expected)

Grades Surveyed (Should be grades 9-11 and 8<sup>th</sup> grade if school has a feeder system)

Who Administered The Survey? CARY BARR / TEACHERS

How Was The Survey Administered? 8<sup>th</sup> GRADE - Advisee/Advisor 9-11 - English classes

Give details on how it was administered and to which school group, Example: English classes, or all home rooms, etc. or advisee/advisor?)

**KHSAA Sanctioned Fall Sports** (List Total Number of Participation Responses)

2 Cross Country (Girls)

3 Cross Country (Boys)

40 Football (Boys)

4 Golf (Girls)

10 Golf (Boys)

30 Soccer (Girls)

27 Soccer (Boys)

28 Volleyball (Girls)

**Winter Sport** (List Total Number of Participation Responses)

<u>12</u>	Basketball (Girls)
<u>40</u>	Basketball (Boys)
<u>8</u>	Indoor Track (Girls)
<u>9</u>	Indoor Track (Boys)
<u>14</u>	Swimming & Diving (Girls)
<u>7</u>	Swimming & Diving (Boys)
<u>6</u>	Wrestling (Boys)

**Spring Sport** (List Total Number of Participation Responses)

<u>30</u>	Baseball (Boys)
<u>17</u>	Fast Pitch Softball (Girls)
<u>10</u>	Tennis (Girls)
<u>10</u>	Tennis (Boys)
<u>16</u>	Track (Girls)
<u>15</u>	Track (Boys)

**Non-KHSAA Championship Sports** (From Student Survey T-61 Question 10)

<u>16</u>	Archery
<u>10</u>	Field Hockey
<u>32</u>	Bowling
<u>2</u>	Gymnastics (Boys)
<u>21</u>	Gymnastics (Girls)
<u>15</u>	Ice Hockey
<u>10</u>	Lacrosse (Boys)
<u>15</u>	Lacrosse (Girls)
<u>23</u>	Rifle
<u>10</u>	Rodeo
<u>12</u>	Slow Pitch Softball
<u>3</u>	Volleyball (Boys)
<u>0</u>	Water Polo
<u>25</u>	Weightlifting
<u>2</u>	Other sports not listed <u>HORSE RIDING</u>

**Number of Students who participate in Intramural Sports**  
(From Student Survey T-61 Question 5)

<u>Sport</u>	<u>Number</u>
ARCHERY	16
Soccer - Indoor	15

**List Intramural Sports students are interested in adding:**  
 (From Student Survey T-61 Question 6)

<u>Sport</u>	<u>Number</u>
Bowling	32
Basketball	7
Table Tennis	4

**Participation in Non-School Sports Activities**  
 (From Student Survey T-61 Question 7)


<u>Sport</u>	<u>Number</u>
EQUESTRIAN Sports	2
Church basketball	4
FRISBEE	7
SKATEBOARDING	4

**Reasons for not participating in interscholastic athletics**  
 (From Survey Question 8)

- 20 | I prefer other activities such as band, chorus, etc.
- 35 | I don't have time
- The practice schedules and game times are
- 14 | inconvenient
- 15 | The sport I like isn't offered
- 6 | It's too expensive
- 1 | I prefer to participate in club or intramural sports
- 14 | Working
- 14 | Other: \_\_\_\_\_

**Student Suggestions to encourage participation**

1. Practice during school hours
2. Work team schedule in with work hours.
3. Make it easy for school students. Recruit lazy students.
4. Advertise it for all kids.
5. Parents should not be coaches



Principal's Signature

4-6-10

Date

Notes on the survey:

1. We have archery after school for any student, female or male that would like to participate. We do this through the Promise Program which helps fund this activity. We had 22 students participate this year.
2. We have weightlifting after school for any student, female or male that is interested in lifting. We also have weightlifting offered in our Physical Education classes. We have 2 weightlifting sites, one for the boys and one for the girls. Our girls can use either place to lift.
3. On our last survey volleyball was a very favorable response by the girls to add to the sports program. We held three meetings after school to see how many girls were really interested in playing volleyball as a team sport. At the first meeting we had 2 girls. At the second meeting we had 3 girls and at the third and last meeting we had only 5 girls.